

# Service Manual

COMPACT PLAIN PAPER FACSIMILE



**KX-F1010 SERIES**  
**KX-F1016TW**  
**KX-F1810 SERIES**

**Subject : Parts Change**

Please file and use this supplement manual together with the original service manuals for the following models.





Model	Order No.	Supplement No.	Country	Issued printed matter of supplement No.
KX-F1010ML	KM79710165A3	3	Malaysia	1~2
KX-F1010HK	KM79810187A3	3	Hong Kong	1~2
KX-F1010SA	KM79802190A3	3	South Africa	1~2
KX-F1010RS	KM79711168A3	3	Russia	1~2
KX-F1010TK	KM79801183A3	3	Turkey	1~2
KX-F1010AL	KM79710164A3	3	Australia	1~2
KX-F1010BX	KM79707149A3	4	Asia etc.	1~3
KX-F1016TW	KM79712176A3	2	Taiwan	1
KX-F1810NL	KM79802189A2	2	Holland	1
KX-F1810SP	KM79802195C2	2	Spain	1
KX-F1810FL	KM79803199A2	2	Finland	1
KX-F1810DM	KM79805210A2	2	Denmark	1
KX-F1810G	KM79709162C2	3	Germany	1~2
KX-F1810S	KM79802194A2	2	Sweden	1
KX-F1810E-UK	KM79710168C2	2	United Kingdom	1

## WARNING

This service information is designed for experienced repair technicians only and is not designed for use by the general public. It does not contain warnings or cautions to advise non-technical individuals of potential dangers in attempting to service a product. Products powered by electricity should be serviced or repaired only by experienced professional technicians. Any attempt to service or repair the product or products dealt with in this service information by anyone else could result in serious injury or death.

# 1 REPLACEMENT PARTS LIST(S)

## 1.1. REFERENCE CHART

Reason for Change		
*The following items (1-8) indicate the reason for change. See the "Notes" column for each part in ORIGINAL AND NEW PARTS COMPARISON LIST(S) .		
1. Improve performance	<b>Remarks:</b> <b>*a: For delivery.</b> <b>*b: To prevent the AC Leads from getting caught between the Digital Board and Bottom Frame.</b> <b>*c: To chnage the factory mode.</b>	
2. Change of material or dimension		
3. To meet approved specification		
4. Standardization		
5. Addition		
6. Deletion		
7. Correction		
8. Other		
Interchangeability Code		
**The following items (V-Z) indicate the interchangeability. See the "Notes" column for each part in ORIGINAL AND NEW PARTS COMPARISON LIST(S) .		
Parts	Set Production	
V Original New	 Early (before change) Late (after change)	Original or new parts may be used in early or late production set. Use original parts until exhausted, then stock new parts.
W Original New	 Early (before change) Late (after change)	Original parts may be used in early production sets only. New parts may be used in early or late production sets. Use original parts where possible, then stock new parts.
X Original New	 Early (before change) Late (after change)	New parts only may be used in early or late production sets. Stock new parts.
Y Original New	 Early (before change) Late (after change)	Original parts may be used in early production sets only. New parts may be used in late production sets only. Stock both original and new parts.
Z Other		

### Note:

Alphabets in the "Remarks" column in the following lists correspond to the alphabets in the "Remarks" in **REFERENCE CHART**.

## 1.2. ORIGINAL AND NEW PARTS COMPARISON LIST(S)

Ref No.	Part No.		Part Name & Descriptions	Pcs	Remarks	Notes		Time of change (Suffix)
	Original Part No.	New Part No.						
CABINET AND ELECTRICAL PARTS								
105	PQJP03S07Z	PFJP03S04Z	AC INLET	1	*a	8	V	
123	-----	PQHR136Z	CLAMPER See Fig.1 (KX-F1010RS, KX-F1016TW only)	1	*b	5		
DIGITAL BOARD PARTS								
IC2	PFWIF1010ML	PFWIF1010ML1	IC (ROM) (KX-F1010ML only)	1	*c	1	X	ROM Ver. E111MA→E111MB
IC2	PFWIF1010SA	PFWIF1010SA1	IC (ROM) (KX-F1010SA only)	1	*c	1	X	ROM Ver. E111PA→E111PB
IC2	PFWIF1010TK	PFWIF1010TK1	IC (ROM) (KX-F1010TK only)	1	*c	1	X	ROM Ver. E111DB→E111DC
IC2	PFWIF1010BX	PFWIF1010BX1	IC (ROM) (KX-F1010BX only)	1	*c	1	X	ROM Ver. E111BD→E111BE
IC2	PFWIF1016TW	PFWIF1016TW1	IC (ROM) (KX-F1016TW only)	1	*c	1	X	ROM Ver. E111TA→E111TB
IC2	PFWIF1810NL	PFWIF1810NL1	IC (ROM) (KX-F1810NL only)	1	*c	1	X	ROM Ver. E111KN→E111KP
IC2	PFWIF1810SP1	PFWIF1810SP2	IC (ROM) (KX-F1810SP only)	1	*c	1	X	ROM Ver. E111LB→E111LC
IC2	PFWIF1810FL	PFWIF1810FL1	IC (ROM) (KX-F1810FL only)	1	*c	1	X	ROM Ver. E111OP→E111OQ
IC2	PFWIF1810DM	PFWIF1810DM1	IC (ROM) (KX-F1810DM only)	1	*c	1	X	ROM Ver. E111NN→E111NO
IC2	PFWIF1810G	PFWIF1810G1	IC (ROM) (KX-F1810G only)	1	*c	1	X	ROM Ver. E111GB→E111GC

### 1.3. CABINET, MECHANICAL AND ELECTRICAL PARTS LOCATION

#### 1.3.1. UPPER CABINET/P.C.B. SECTION (Wiring AC leads)

Models: KX-F1010RS, KX-F1016TW

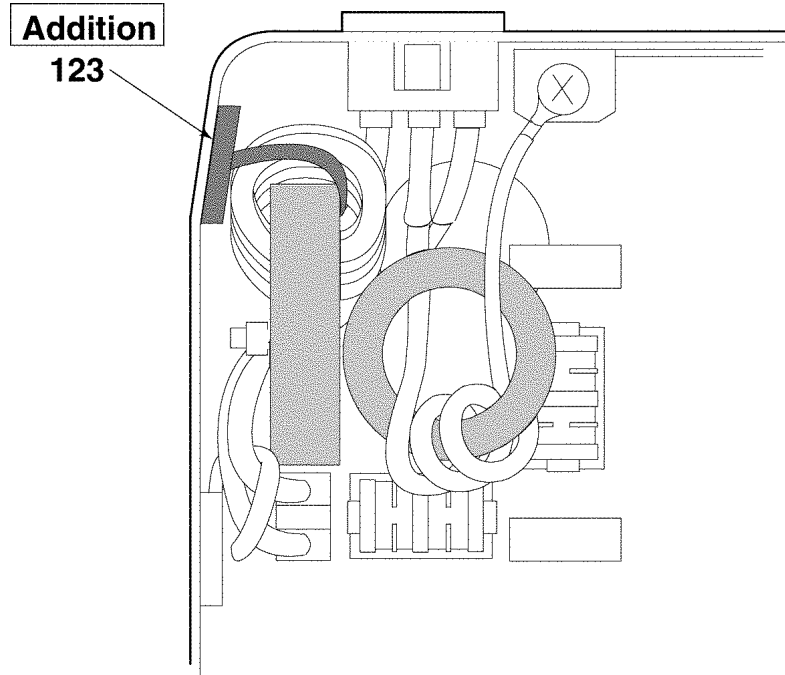


Fig. 1